




























































































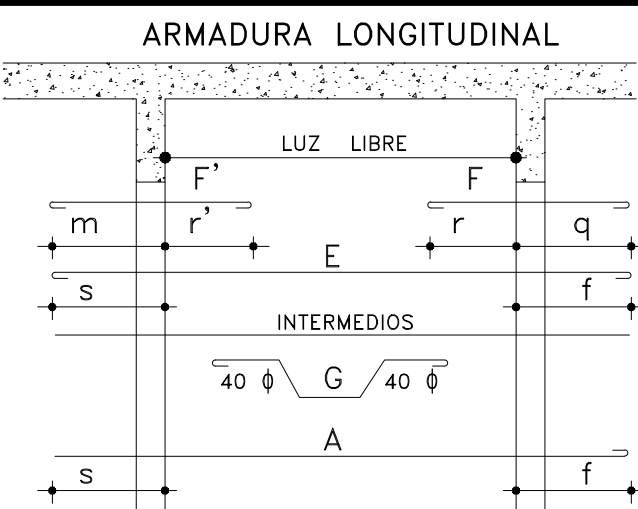


N°	SECCION			ARMADURA LONGITUDINAL														ESTRIBOS			OBSERVACIONES
	TIPO	b ANCHO	H ALTO	s	A	f	s	E	f	m	r	F'	F	r	q		INTER-MEDIOS	APOYO IZQUIERDO	CENTRO	APOYO DERECHO	
201		17	58		2φ25			2φ8					2φ20	190	210			8φ6/10	ø6/25	13φ6/10	VER DETALLE 1
202		17	58		2φ25			2φ8										13φ6/10	ø6/25	8φ6/10	VER DETALLE 1
203		17	58		2φ25			2φ8					2φ20	190	210			8φ6/10	ø6/25	13φ6/10	VER DETALLE 1
204		17	58		2φ20			2φ8					2φ20	190	210			8φ6/10	ø6/25	8φ6/10	VER DETALLE 1
205		17	58		2φ25			2φ8										13φ6/10	ø6/25	8φ6/10	VER DETALLE 1
206		17	92		2φ8			2φ16	140								6ø6		ø6/25		INVERTIDA MENSULA
207		17	132		1φ25+1φ20			3φ16										8ø6		ø6/25	
208		17	132/58		2φ25			2φ8								1φ20 V260	8ø6	10φ6/10	ø6/25	10φ8/12	
209		17	58		3φ25			2φ8					2φ25	190	210			16φ8/10	ø6/25	20φ8/10	
210		17	58		3φ25			2φ8					2φ25	190	210			18φ8/10	ø6/25	18φ8/10	
211		17	58/132		3φ25			2φ16	140							1φ20 V271	8ø6	20φ8/10	ø6/25	12φ6/10	SEMINVERTIDA 74 SOBRE LOSA
212		17	92		2φ8			2φ16										6ø6		ø6/25	
213		12	92		2φ12			2φ8									6ø6		ø6/25		INVERTIDA
214		17	92		2φ8			2φ25									6ø6		φ6/10		INVERTIDA MENSULA
215		17	92		3φ20			2φ25	140								6ø6	8φ6/10	ø6/25	8φ6/10	INVERTIDA
216		17	92		2φ8			2φ25										6ø6		φ6/10	
217		17	92		2φ8	140		2φ10	140								6ø6		ø6/25		INVERTIDA MENSULA
218		17	92		2φ8					2φ10								6ø6		ø6/25	
219A		12	92		2φ8			2φ16									6ø6		ø6/25		INVERTIDA MENSULA
220A		12	92		2φ20			2φ16	140								6ø6		ø6/25		INVERTIDA
221A		12	92		2φ8			2φ16										6ø6		ø6/25	
219B		12	82		2φ8			1φ20+1φ16	140								4ø6		ø6/25	6φ6/10	INVERTIDA MENSULA
220B		12	82		2φ20			1φ20+1φ16										4ø6		ø6/25	
221B		12	82		2φ8			1φ20+1φ16									4ø6	6φ6/10	ø6/25		INVERTIDA MENSULA
222A		12	92		2φ10	140		2φ20	140								6ø6		ø6/25		INVERTIDA MENSULA
223A		12	92		2φ10					2φ20								6ø6		ø6/25	
222B		12	82		2φ10	140		2φ20	140								4ø6		ø6/25		INVERTIDA MENSULA
223B		12	82		2φ10					2φ20								4ø6		ø6/25	
224		12	92		2φ12			2φ8									6ø6		ø6/25		INVERTIDA
225		17	92		2φ8			2φ16	140								6ø6		ø6/25		INVERTIDA MENSULA
226		17	132		1φ25+1φ20			3φ16		140								8ø6		ø6/25	
227		17	132/58		2φ25			2φ8								1φ20 V258	8ø6	10φ6/10	ø6/25	10φ8/12	
228		17	58		3φ25			2φ8					2φ25	190	210			16φ8/10	ø6/25	20φ8/10	
229		17	58		2φ25			2φ8					2φ25	190	210			18φ8/10	ø6/25	16φ8/10	
230		17	58/132		3φ25			2φ16	140							1φ20 V269	8ø6	20φ8/10	ø6/25	12φ6/10	SEMINVERTIDA 74 SOBRE LOSA
231		17	92		2φ8			2φ16										6ø6		ø6/25	
232		17	58		2φ25			2φ8					2φ20	190	210			8φ6/10	ø6/25	13φ6/10	VER DETALLE 1
233		17	58		2φ25			2φ8										13φ6/10	ø6/25	8φ6/10	VER DETALLE 1
234		17	58		2φ25			2φ8					2φ20	190	210			8φ6/10	ø6/25	13φ6/10	VER DETALLE 1
235		17	58		2φ20			2φ8					2φ20	190	210			8φ6/10	ø6/25	8φ6/10	VER DETALLE 1
236		17	58		2φ25			2φ8										13φ6/10	ø6/25	8φ6/10	VER DETALLE 1

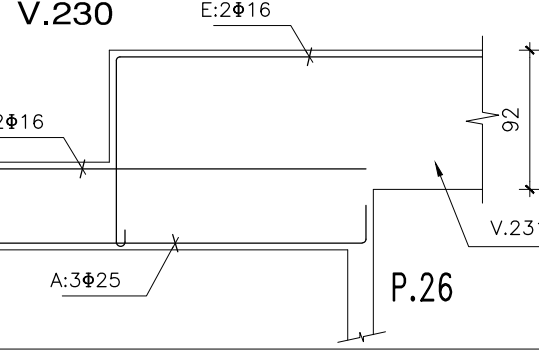
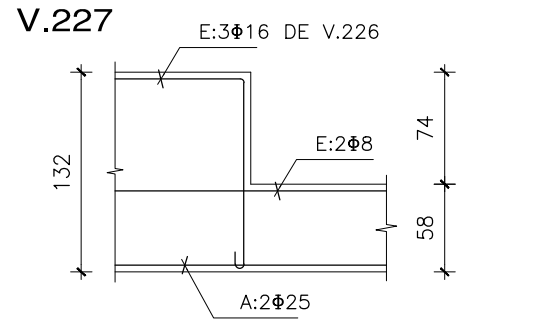
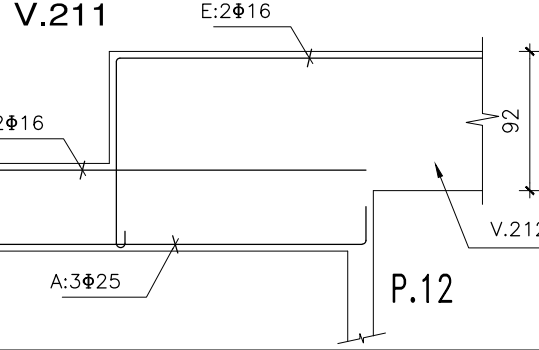
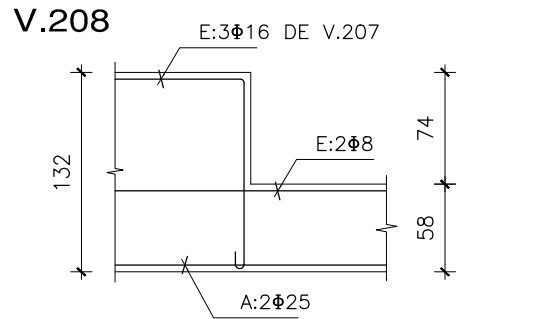
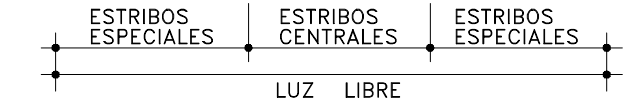


PARA TODOS LOS TIPOS DE APOYOS LAS MEDIDAS
s f DE LOS HIERROS A o E
m r' DE LOS HIERROS F'
r q DE LOS HIERROS F
SE REFIEREN AL PARAMENTO INTERNO DEL APOYO,
O SEA A LOS EXTREMOS DE LA LUZ LIBRE.-

LOS HIERROS A Y E EN TRAMOS EXTREMOS SE TERMINAN EN ESCUADRA (SALVO INDICACION CONTRARIA)

LOS SIGNOS } QUE ENCIERRAN HIERROS A o E INDICAN COLOCARLOS CORRIDOS. LA LONGITUD DE EMPALME ES 60 DIAMETROS UBICANDOSE LOS EMPALMES DE LOS HIERROS E HACIA EL CENTRO DE LA LUZ Y LOS DE LOS A PROXIMOS A LOS APOYOS.

ESTRIBOS
LOS ESTRIBOS ESPECIALES SE COLOCAN A PARTIR DE LOS PARAMENTOS INTERNOS DE LOS APOYOS, CON LA SEPARACION PROMEDIAL INDICADA.



A.N.E.P

P.A.E.P.U

COMPONENTE PLANTA FISICA

AREA DE PROYECTOS

OBRA

ESCUELA EN BARRIO LOS BULEVARES

MONTEVIDEO

ESTRUCTURA – PLANILLA DE VIGAS INDICE 200

LAMINA

B07

TIPOS

--

FECHA

06 /2016

ESCALA

1/50

ARCHIVO

LOS BULEVARES/ALZADOS.DWG

COORD. PLANTA FISICA

ARQ. F. DEFERRARI

COORD. PROYECTO

ARQ. C. SITYA

PROYECTISTA

MG ARQ. PEDRO BARRAN

COLABORADOR/A

ARQ. JIMENA GILARDONI